



## Review article

# A review of heavy metal contaminations in urban soils, urban road dusts and agricultural soils from China

Binggan Wei <sup>a,b</sup>, Linsheng Yang <sup>a,\*</sup>

<sup>a</sup> Institute of Geographic Sciences and Natural Resources Research, Chinese Academy of Sciences, 11 A Datun Road, Beijing 100101, PR China

<sup>b</sup> Graduate University of Chinese Academy of Sciences, Beijing 100049, PR China

## ARTICLE INFO

## Article history:

Received 17 August 2009  
 Received in revised form 25 September 2009  
 Accepted 25 September 2009  
 Available online 4 October 2009

## Keywords:

Heavy metal  
 Urban soils  
 Urban road dusts  
 Agricultural soils  
 China

## ABSTRACT

This paper reviews quite a few heavy metal contamination related studies in several cities from China over the past 10 years. The concentrations, sources, contamination levels, sample collection and analytical tools of heavy metals in urban soils, urban road dusts and agricultural soils were widely compared and discussed in this study. The results indicate that nearly all the concentrations of Cr, Ni, Cu, Pb, Zn, As, Hg and Cd are higher than their background values of soil in China. Among the cities, the contamination levels of the heavy metals vary in a large range. The geoaccumulation index shows that the contamination of Cr, Ni, Cu, Pb, Zn and Cd is widespread in urban soils and urban road dusts of the cities. Generally, the contamination levels of Cu, Pb, Zn and Cd are higher than that of Ni and Cr. Agricultural soils are also significantly influenced by Cd, Hg and Pb derived from anthropogenic activities. The integrated pollution index (IPI) indicates that the urban soils and urban road dusts of the developed cities and the industrial cities have higher contamination levels of the heavy metals. The comparison of the IPIs of heavy metals in urban soils and urban road dusts of Shanghai, Hangzhou, Guangzhou and Hongkong reveals that the contamination levels of the metals in urban road dusts are higher than that in urban soils in the cities. Moreover, the main sources of the metals in urban soils, urban road dusts and agricultural soils are also different.

© 2009 Elsevier B.V. All rights reserved.

## Contents

1. Introduction . . . . .	99
2. Sampling strategy and sample processing method . . . . .	100
3. Heavy metal concentrations . . . . .	100
3.1. Heavy metal concentrations in urban soils . . . . .	101
3.2. Heavy metal concentrations in urban road dusts . . . . .	101
3.3. Heavy metal concentrations in agricultural soils . . . . .	102
4. Contamination levels of heavy metals . . . . .	102
4.1. Contamination levels of heavy metals in urban soils . . . . .	103
4.2. Contamination levels of heavy metals in urban road dusts . . . . .	103
4.3. Contamination levels of heavy metals in agricultural soils . . . . .	104
5. Pollution sources of heavy metals . . . . .	104
6. Spatial distribution of integrated pollution index (IPI) . . . . .	104
7. Conclusions . . . . .	106
Acknowledgements . . . . .	106
References . . . . .	106

## 1. Introduction

The properties of heavy metals in urban soils, urban road dusts and agricultural soils are still topical. This fact can be well documented in enhancing the count of article in recent years [1]. The enhancement is probably attributed to the potential public health risk associated with

\* Corresponding author. Tel.: +86 10 64889060; fax: +86 10 64856504.  
 E-mail address: [yangls@igsnr.ac.cn](mailto:yangls@igsnr.ac.cn) (L. Yang).

intake of heavy metals. In urban area, heavy metals in urban soils and urban road dusts can be accumulated in human body via directly inhalation, ingestion and dermal contact absorption [2–10]. However, intake of heavy metals via the soil–crop system has been considered as the predominant pathway of human exposure to environmental heavy metals in agricultural area [11]. According to numerous studies, the pollution sources of heavy metals in environment are mainly derived from anthropogenic sources. In urban soils and urban road dusts, the anthropogenic sources of heavy metals include traffic emission (vehicle exhaust particles, tire wear particles, weathered street surface particles, brake lining wear particles), industrial emission (power plants, coal combustion, metallurgical industry, auto repair shop, chemical plant, etc.), domestic emission, weathering of building and pavement surface, atmospheric deposited and so on [9,10,12–26]. However, the anthropogenic sources of heavy metals in agricultural soils include mining, smelting, waste disposal, urban effluent, vehicle exhausts, sewage sludge, pesticides, fertilizers application and so on [27–31].

In China, heavy metal pollution in urban soils, urban road dusts and agricultural soils becomes serious with the rapidly industrialization and urbanization during the last two decades. Cheng (2003) reported that the geological background levels of heavy metals are low in China, while soil, water, air and plants are polluted by heavy metals in some studied cases and even affect human health through the directly intake or the food chain because of anthropogenic activities in recent decades [32]. Therefore, quite a few studies associated with heavy metal contamination in urban soils, urban road dusts and agricultural soils in several cities have been carried out during the past decade. The related cities are presented in the schematic map of China (Fig. 1). However, the quantitative data on heavy metal concentrations, their contamination levels and their pollution sources have not been systematically gathered and inter-compared. Therefore, this study focuses on heavy metal contamination in urban soils, urban road dusts and agricultural soils in China. The sources, concentrations, contamination levels, sample collection and analytical tools of heavy metals are elucidated in this paper. The

spatial distribution of the integrated pollution index (IPI) of heavy metals in urban soils and urban road dusts in the cities from China are also discussed.

## 2. Sampling strategy and sample processing method

The sampling strategy, analytical tools and determined metals of the related studies are listed in Tables 1–3. The urban soil and agricultural soil samples were mainly collected to a depth of 10 cm or 20 cm. The urban soil samples were mainly collected from urban parks, green lands and roadside of the cities. Several soil samples were taken and then mixed thoroughly to obtain a bulk sample for each sampling site in Beijing, Yangzhou and some others. The road dust samples were mainly collected by sweeping an area of about 1 m<sup>2</sup> from road surface using a clean plastic dustpan and brushes for each sampling site. The soil samples and the road dust samples were dried thoroughly and then sieved through a <2 mm sieve. Then, the sieved soil samples and road dust samples were digested with a mixed acid such as HF, HClO<sub>4</sub>, HNO<sub>3</sub>, H<sub>2</sub>O<sub>2</sub>, Aqua regia, H<sub>2</sub>SO<sub>4</sub> or Boric acid. Finally, the total concentrations of Cd, Cr, Cu, Ni, Pb, Zn, As and Hg were determined by ICP, ICP-MS, ICP-AES, ICP-OES, CV-AAS, AAS, XFS or XRF. These sample processing methods and analytical tools are all acceptable.

## 3. Heavy metal concentrations

The concentrations of Cd, Cr, Cu, Ni, Pb and Zn in urban soils and urban road dusts are shown in Tables 4 and 5, respectively. The concentrations of Cd, Cr, Cu, Ni, Pb, Zn, As and Hg in agricultural soils are presented in Table 6. To facilitate evaluation and comparison the values, the background values of the metals in soil derived from Chinese Environmental Protection Administration (CEPA, 1990) [67] and the value for the “maximum permissible concentrations of potential toxic elements (PTE-MPC)” for agricultural soils according to soil quality standards of China (CEPA, 1995) [68] are also shown in the Tables 4–6. Moreover, the mean and the ranges of the metal concentrations of all the cities in China are also shown in the Tables 4–6.

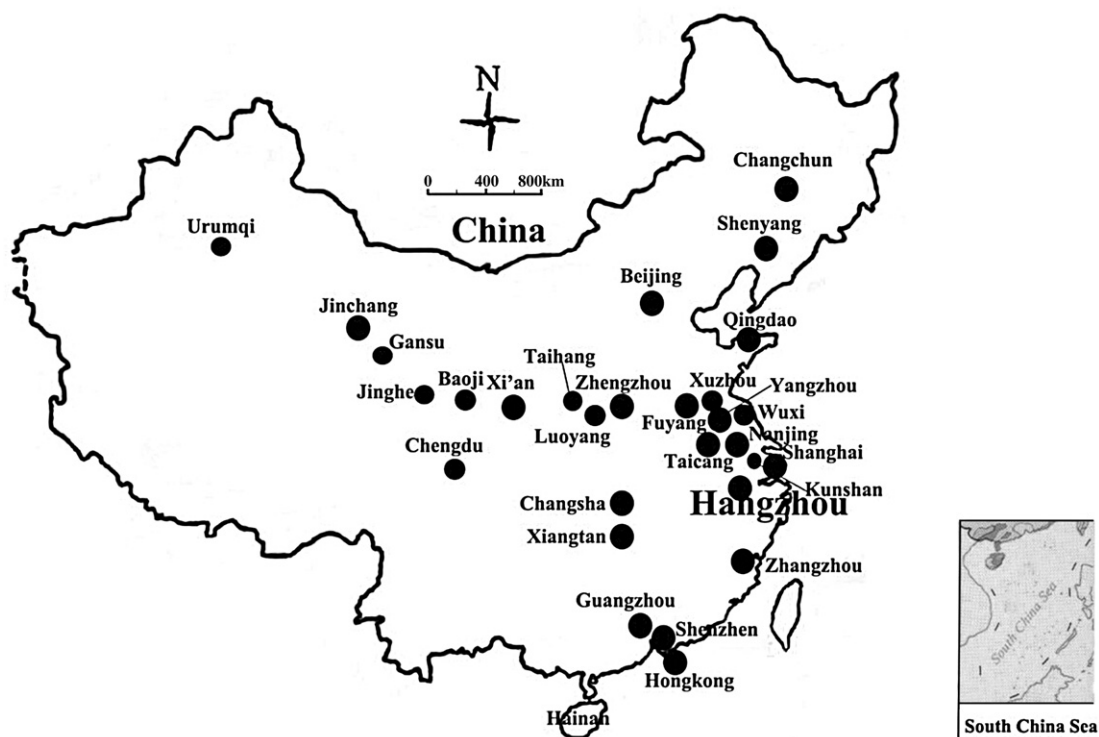


Fig.1. The schematic map of China.

**Table 1**  
Materials and methods of heavy metal contamination in urban soils in the cities from China.

City	No. of samples	Depth (cm)	Digestion	Analysis method and metals	Reference
Beijing	773	20	HNO <sub>3</sub> + H <sub>2</sub> O <sub>2</sub>	AAS (Cr, Cu, Ni, Pb, Zn, Cd)	[33]
Changchun	39	20	Aqua regia	FAAS (Cu, Ni, Pb, Zn, Cd)	[34]
Taicang	54	20	HF + HClO <sub>4</sub> + HNO <sub>3</sub>	ICP (Cr, Cu, Ni, Pb, Zn), AAS (Cd)	[35]
Fuyang	286	20	HNO <sub>3</sub> + HClO <sub>4</sub>	ICP-MS (Cd, Cu, Ni, Pb), ICP-OES (Zn)	[36]
Guangzhou	40	10	HNO <sub>3</sub> + HF + HClO <sub>4</sub>	FAAS (Cu, Ni, Pb, Zn), AAS (Cd)	[37]
Hangzhou	82	10	HNO <sub>3</sub> + HF + HCl	ICP-AES (Cd, Cr, Cu, Ni, Pb, Zn)	[38]
Luoyang	215	10	HF + HClO <sub>4</sub> + HNO <sub>3</sub>	AAS (Cd, Cr, Cu, Pb, Zn)	[39]
Nanjing	138	20	HF + HClO <sub>4</sub> + HNO <sub>3</sub>	ICP (Cr, Cu, Pb, Zn)	[40]
Shanghai	273	10	HF + HClO <sub>4</sub> + HNO <sub>3</sub>	AAS (Cr, Cu, Ni, Pb, Zn), GFAAS (Cd)	[41]
Wenzhou	21	20	HF + HClO <sub>4</sub> + HNO <sub>3</sub>	AAS (Cd, Cu, Pb, Zn)	[42]
Changsha	110	20	HF + HClO <sub>4</sub> + HNO <sub>3</sub>	AAS (Cd, Cr, Cu, Pb, Zn)	[43]
Xiangtan	54	20	HF + HClO <sub>4</sub> + HNO <sub>3</sub>	AAS (Cd, Cr, Cu, Pb, Zn)	[44]
Zhangzhou	108	20	HF + H <sub>2</sub> SO <sub>4</sub> + HNO <sub>3</sub>	XFS (Cr, Cu, Ni, Pb, Zn), GFAAS (Cd)	[45]
Shenyang	20	20	HF + HClO <sub>4</sub> + HNO <sub>3</sub>	AAS (Cd, Cu, Pb, Zn)	[46]
Hongkong	48	15	HF + HClO <sub>4</sub> + HNO <sub>3</sub>	ICP-AES (Cd, Cr, Cu, Ni, Pb, Zn)	[47]
Qingdao	319	10	HF + HClO <sub>4</sub> + HNO <sub>3</sub>	ICP-MS + XRF (Cd, Cr, Cu, Ni, Pb, Zn)	[48]
Baoji	10	10	Boric acid	XRF (Cr, Cu, Ni, Pb, Zn)	[49]
Jinchang	30	10	HNO <sub>3</sub> + H <sub>2</sub> O <sub>2</sub>	AAS (Cd, Cr, Cu, Ni, Pb, Zn)	[50]
Shenzhen	25	20	HF + HClO <sub>4</sub> + HNO <sub>3</sub>	AAS (Cu, Pb, Zn), GFAAS (Cd)	[51]
Xuzhou	21	10	HF + HClO <sub>4</sub> + HNO <sub>3</sub>	ICP-MS + ICP-AES (Cd, Cr, Cu, Ni, Pb, Zn)	[52]

**Table 2**  
Materials and methods of heavy metal contamination in urban road dust in the cities from China.

City	No. of samples	Digestion	Analysis method and metals	Reference
Xi'an	65	HF + H <sub>2</sub> SO <sub>4</sub> + HNO <sub>3</sub> + HClO <sub>4</sub>	AAS (Cr, Cu, Pb, Zn)	[17]
Hangzhou	25	HF + H <sub>2</sub> SO <sub>4</sub> + HCl	ICP-AES (Cd, Cr, Cu, Ni, Pb, Zn)	[53]
Shanghai-1	273	HF + HNO <sub>3</sub> + HClO <sub>4</sub>	AAS (Cr, Cu, Ni, Pb, Zn), GFAAS (Cd)	[41]
Shanghai-2	201	HF + HNO <sub>3</sub> + HClO <sub>4</sub>	AAS (Cu, Ni, Pb, Zn)	[54]
Shanghai-3	237	HF + HNO <sub>3</sub> + HClO <sub>4</sub>	AAS (Cr, Cu, Ni, Pb, Zn)	[55]
Guangzhou	30	HF + HNO <sub>3</sub> + HClO <sub>4</sub>	ICP-MS (Cd, Cr, Cu, Ni, Pb, Zn)	[15]
Baoji	38	Boric acid	XRF (Cu, Ni, Pb, Zn)	[19]
Urumqi	169	HF + HNO <sub>3</sub> + HClO <sub>4</sub>	ICP-MS (Cd, Cr, Cu, Ni, Pb, Zn)	[56]
Hongkong	45	HNO <sub>3</sub>	ICP-AES (Cd, Cu, Pb, Zn)	[57]

According to the intercomparison of the heavy metal concentrations in urban soils, urban road dusts and agricultural soils, the concentrations of the metals in different environments are followed a descending order as: urban road dusts > urban soils > agricultural soils. The ranges of the metal concentrations are also very wide among the cities.

### 3.1. Heavy metal concentrations in urban soils

In all the cities from China, the mean concentrations of Cr, Cu, Pb, Zn, Ni, and Cd in urban soils are 78.43, 115.07, 1350.51, 266.40, 99.48 and 1.58 mg/kg, respectively. The concentration ranges of the metals are observed to be 23.1–194.7, 23.3–1226.3, 28.6–25380.55, 65.6–1964.12, 27.8–910.3 and 0.15–8.59 mg/kg (Table 4). It is also significantly apparent that the concentrations of Cd, Cu, Pb and Zn in the urban soils in all the cities exceed their background values. All the other metals

exhibit values below or slightly above the background values. The concentrations of Cr, Cu, Pb, Zn and Ni in urban soils in Shenyang, Baoji and Jinchang are much higher than their PTE-MPC. The highest concentrations of the metals are also found in the three cities. This may be attributed to the urban soil samples which were mainly collected from industrial areas in Shenyang, Baoji and Jinchang. The concentrations of Cd in the cities are all higher than their PTE-MPC with an exception of Taicang and Beijing.

### 3.2. Heavy metal concentrations in urban road dusts

The mean concentrations of Cr (109.16), Cu (149.62), Pb (238.66), Zn (655.94), Ni (56.75) and Cd (2.03) mg/kg in urban road dusts of all the cities from China are much higher than their background values in soil of China. The concentration ranges of the metals are observed to

**Table 3**  
Materials and methods of heavy metal contamination in agricultural soil in the cities from China.

City	No. of samples	Depth (cm)	Digestion	Analysis method and metals	Reference
Zhengzhou	8	20	HF + HNO <sub>3</sub> + HClO <sub>4</sub>	FAAS (Cd, Cr, Pb), CV-AAS (As, Hg)	[11]
Yangzhou	76	20	HF + HNO <sub>3</sub> + HClO <sub>4</sub> + HCl	XFS (Cr, Ni, Pb, Zn), CV-AAS (As, Hg), GFAAS (Cd)	[58]
Wuxi	102	20	HNO <sub>3</sub> + HCl	FAAS (Cd, Cr, Cu, Pb, Zn), CV-AAS (Hg), AFS (As)	[59]
Guangzhou	70	20	HF + HNO <sub>3</sub> + HClO <sub>4</sub>	FAAS (Cu, Zn), GFAAS (Cd, Pb), CV-AAS (Hg), AFS (As)	[60]
Taihang	100	20	HNO <sub>3</sub> + HCl + H <sub>2</sub> O <sub>2</sub>	FAAS (Cr, Cu, Ni, Zn), GFAAS (Cd, Pb), AFS (As, Hg)	[31]
Gansu	60	20	HNO <sub>3</sub> + H <sub>2</sub> SO <sub>4</sub> + K <sub>2</sub> Cr <sub>2</sub> O <sub>7</sub>	ICP-MS (Cr, Cu, Pb, As), CV-AFS (Hg)	[30]
Beijing	6	20	Aqua regia	ICP-OES + ICP-MS (Cd, Cr, Cu, Pb, Zn)	[61]
Chengdu	30	10	HF + HNO <sub>3</sub> + HClO <sub>4</sub>	AAS (Cd, Cr, Cu, Pb, Zn), AFS (As, Hg)	[62]
Hainan	26	20	HF + HNO <sub>3</sub> + HClO <sub>4</sub>	ICP-MS (Cd, Cr, Cu, Ni, Pb, Zn, As)	[63]
Jinghe	14	20	HF + HNO <sub>3</sub> + H <sub>2</sub> SO <sub>4</sub>	AAS (Cd, Cr, Pb), AFS (As)	[64]
Kunshan	240	20	HF + HNO <sub>3</sub> + H <sub>2</sub> SO <sub>4</sub>	AAS (Cd, Cr, Cu, Pb, Ni, Zn), CV-AAS (As, Hg)	[65]
Xuzhou	20	20	HF + HNO <sub>3</sub> + HClO <sub>4</sub>	AAS (Cd, Cr, Cu, Pb, Zn)	[66]

**Table 4**  
Concentrations of heavy metals in urban soils in the cities from China (mg/kg) (PTE-MPC = “maximum permissible concentrations of potential toxic elements” for agricultural soils of China; China B. = background values in soil of China).

City	Cr	Cu	Pb	Zn	Ni	Cd	Reference
Beijing	35.6	23.7	28.6	65.6	27.8	0.15	[33]
Changchun		41.85	54.81	109.69	73.50	2.92	[34]
Taichang	63.61	32.37	17.98	92.01	29.95	0.11	[35]
Fuyang		40.77	40.59	159.85	21.92	0.37	[36]
Guangzhou		62.57	108.55	169.24	25.67	0.50	[37]
Hangzhou	47.5	41.0	75.7	148	24.1	1.30	[38]
Luoyang	71.42	85.40	65.92	215.75		1.71	[39]
Nanjing	84.7	66.1	107.3	162.6			[40]
Shanghai	107.9	59.25	70.69	301.4	31.14	0.52	[41]
Wenzhou		34.59	65.22	169.40			[42]
Changsha	121	51.4	89.4	276		6.9	[43]
Xiangtan	84	37.5	65	127		0.46	[44]
Zhangzhou	29.7	32.6	75.9	106.7	12.8	0.35	[45]
Shenyang		209.06	470.19	599.92		8.59	[46]
Hongkong	23.1	23.3	94.6	125	12.4	0.62	[47]
Qingdao	54	55.0	62	201	17.3	0.3	[48]
Baoji	102.4	112.14	25380.55	1964.12	72.1		[49]
Jinchang	194.7	1226.3	40.3	118.0	910.3	1.11	[50]
Shenzhen		28.33	53.59	72.68		0.39	[51]
Xuzhou	78.4	38.2	43.3	144.1	34.3	0.54	[52]
Range	23.1–194.7	23.3–1226.3	28.6–25380.55	65.6–1964.12	27.8–910.3	0.15–8.59	
Mean	78.43	115.07	1350.51	266.40	99.48	1.58	
China B.	61	22.6	26	100	26.9	0.097	[67]
PTE-MPC	200	100	300	250	50	0.3	[68]

be 51.29–167.28, 94.98–196.8, 53.33–408.4, 294.47–1450, 23–86.26 and 1.17–3.77 mg/kg. The mean concentrations of Cu, Zn, Ni and Cd are also higher than their PTE-MPC (Table 5). Similarly, the concentrations of the metals in urban road dust of each city are higher than their background values with an exception of Cr in Hangzhou and Urumqi, and Ni in Guangzhou and Hangzhou. Moreover, the concentrations of Cu, Zn and Cd in each city exceed their PTE-MPC with an exception of Cu concentrations in urban road dusts of Xi'an and Urumqi. However, the concentrations of Cr in road dusts of all the cities are lower than the PTE-MPC. The highest concentrations of Cu, Zn and Ni are found in Shanghai, while the highest concentrations of Cr, Pb and Cd are found in Xi'an, Baoji and Hongkong, respectively. Table 5 also shows that the concentrations of Cu, Pb, Zn and Ni vary little in Shanghai among the three studied cases.

### 3.3. Heavy metal concentrations in agricultural soils

The mean concentrations of Cu (31.71), Pb (37.55), Zn (117.72), Ni (27.53), Cd (0.43) and Hg (0.24) mg/kg in agricultural soils of all the 12 cities are higher than their background values, while the mean concentrations of Cr (58.87) and As (10.18) mg/kg are lower than their background values (Table 6). In most of the cities, the concentrations of Cr, Cu, Pb, Zn, Ni, Cd, Hg and As in agricultural

soils are higher than their background values. However, the metal concentrations in agricultural soils of all the cities are lower than their PTE-MPC with an exception of Cd concentrations in Xuzhou and Chengdu, and Hg concentrations in Guangzhou and Chengdu.

### 4. Contamination levels of heavy metals

The contamination levels of heavy metals in urban soils, urban road dusts and agricultural soils are assessed by using geoaccumulation index ( $I_{geo}$ ) introduced by Muller (1969). The method has been widely employed in European trace metal studies since the late 1960s [69]. The  $I_{geo}$  is used to assess heavy metal contamination in urban soils by comparing current and pre-industrial concentrations, although it is not always easy to reach pre-industrial sediment layers. It is also employed in pollution assessment of heavy metals in urban road dust. Geoaccumulation index is computed using the following equation [69,70]:

$$I_{geo} = \log_2(C_n / 1.5B_n) \quad (1)$$

where  $C_n$  is the measured concentration of the element in environment,  $B_n$  is the geochemical background value in soil. In this study, the background geochemical compositions of the city soil types [67] are

**Table 5**  
Concentrations of heavy metals in urban road dusts in the cities from China (mg/kg) (PTE-MPC = “maximum permissible concentrations of potential toxic elements” for agricultural soils of China; China B. = background values in soil of China).

City	Cr	Cu	Pb	Zn	Ni	Cd	Reference
Xi'an	167.28	94.98	230.52	421.46	—	—	[17]
Hangzhou	51.29	116.04	202.16	321.4	25.88	1.59	[53]
Shanghai	159.3	196.8	294.9	733.8	83.98	1.23	[41]
Shanghai1	—	182	264	673	86	—	[54]
Shanghai2	144.01	190.01	273.45	708.25	86.26	—	[55]
Guangzhou	78.8	176	240	586	23	2.41	[15]
Baoji	—	123.17	408.41	715.10	48.83	—	[19]
Urumqi	54.28	94.54	53.53	294.47	43.28	1.17	[56]
Hongkong	—	173	181	1450	—	3.77	[57]
Range	51.29–167.28	94.98–196.8	53.33–408.41	294.47–1450	23–86.26	1.17–3.77	
Mean	109.16	149.62	238.66	655.94	56.75	2.03	
China B.	61	22.6	26	100	26.9	0.097	[67]
PTE-MPC	200	100	300	250	50	0.3	[68]

**Table 6**

Concentrations of heavy metals in agricultural soils in the cities from China (mg/kg) (PTE-MPC = “maximum permissible concentrations of potential toxic elements” for agricultural soils of China; China B. = background values in soil of China).

City	Cr	Cu	Pb	Zn	Ni	Cd	Hg	As	Reference
Zhengzhou	60.67	—	17.11	—	—	0.12	0.08	6.69	[11]
Yangzhou	77.2	33.9	35.7	98.1	38.5	0.3	0.2	10.2	[58]
Wuxi	58.6	40.4	46.7	112.9	—	0.14	0.16	14.3	[59]
Guangzhou	64.65	24.0	58.0	162.6	—	0.28	0.73	10.9	[60]
Taihang	57.77	21.22	18.80	69.96	25.04	0.15	0.08	6.16	[31]
Gansu	38.82	27.20	21.44	—	—	—	0.15	11.17	[30]
Beijing	75.74	28.05	18.48	81.10	—	0.18	—	—	[61]
Chengdu	59.50	42.52	77.27	227.00	—	0.36	0.31	11.27	[62]
Hainan	22.67	30.25	48.01	52.17	15.51	0.28	—	8.06	[63]
Jinghe	44.21	—	22.44	—	—	0.14	—	14.89	[64]
Kunshan	87.73	34.27	30.48	105.93	31.08	0.20	0.20	8.15	[65]
Xuzhou	—	35.28	56.20	149.68	—	2.57	—	—	[66]
Range	22.67–87.73	21.22–42.52	17.11–77.27	52.17–227	15.51–38.5	0.12–2.57	0.08–0.73	6.16–14.89	
Mean	58.87	31.71	37.55	117.72	27.53	0.43	0.24	10.18	
China B.	61	22.6	26.0	74.2	26.9	0.097	0.065	11.2	[67]
PTE-MPC	200	100	300	250	50	0.3	0.3	30	[68]

chosen as the background values for calculating the  $I_{geo}$  values. The constant 1.5 allows us to analyze natural fluctuations in the content of a given substance in the environment and to detect very small anthropogenic influences [67,68]. According to Muller (1969) [69], the  $I_{geo}$  for each metal is calculated and classified as: uncontaminated ( $I_{geo} \leq 0$ ); uncontaminated to moderately contaminated ( $0 < I_{geo} \leq 1$ ); moderately contaminated ( $1 < I_{geo} \leq 2$ ); moderately to heavily contaminated ( $2 < I_{geo} \leq 3$ ); heavily contaminated ( $3 < I_{geo} \leq 4$ ); heavily to extremely contaminated ( $4 < I_{geo} \leq 5$ ); extremely contaminated ( $I_{geo} \geq 5$ ). The  $I_{geo}$  values for the metals in urban soils, urban road dusts and agricultural soils for each city are presented in Tables 7–9, respectively.

#### 4.1. Contamination levels of heavy metals in urban soils

In general Cr and Ni appear to be the least contaminated elements in all the cities, while Cu, Pb, Zn and Cd show the highest  $I_{geo}$  values for most cities (Table 7). In all the cities, ranges in  $I_{geo}$  values for the metals are very wide, confirming the variability of urban soils properties and pollution sources of heavy metals.

Among the cities, Beijing, Taicang, Xiangtan and Zhangzhou appear to be the least contaminated cities with low  $I_{geo}$  values for Cr, Cu, Pb, Zn, Ni and Cd, while Shenyang, Baoji and Jinchang, three heavy industrial

cities, show the highest  $I_{geo}$  values for the metals. The  $I_{geo}$  values for Cr in Changsha, Qingdao, Baoji and Jinchang are 0.12, 0.15, 0.11 and 0.74, respectively. This indicates that the urban soils in these cities are uncontaminated to moderately contaminated by Cr, while the urban soils in the other cities are uncontaminated by Cr. Except for Beijing, Taicang, Xiangtan, Zhangzhou, Shenyang, Baoji and Jinchang, the  $I_{geo}$  values for Cu, Pb, Zn and Cd in the other cities are in the range from 0 to 3. This indicates that the urban soils in these cities are uncontaminated to moderately contaminated by the metals. The highest  $I_{geo}$  values for Pb (6.48) and Zn (2.87) are found in Baoji. The highest  $I_{geo}$  values for Cu (3.70) and Ni (3.12) are found in Jinchang, while the highest  $I_{geo}$  value for Cd (3.60) is found in Changsha. This indicates that the urban soils in these cities are significantly contaminated by the corresponding metals.

Moreover, the mean  $I_{geo}$  values for Cr, Cu, Pb, Zn, Ni and Cd in urban soils of all the cities from China are  $-0.15$ ,  $1.22$ ,  $3.54$ ,  $0.57$ ,  $0.90$  and  $2.39$ , respectively. The data suggests that Cr falls into the category of “uncontaminated”. Cu, Zn and Ni fall into the category of “uncontaminated to moderately contaminated”, while Pb and Cd fall into the category of “moderately contaminated to heavily contaminated” in China.

#### 4.2. Contamination levels of heavy metals in urban road dusts

Nearly all the  $I_{geo}$  values for Cr, Cu, Pb, Zn, Ni and Cd in urban road dusts in the cities are higher than 0 (Table 8). This indicates that the urban road dusts in these cities are contaminated by the metals derived from anthropogenic sources. The  $I_{geo}$  values for Pb, Zn, Cu and Cd indicate that contamination levels of the metals in urban road dusts of the developed cities (Shanghai and Guangzhou) and the industrial cities (Baoji) are higher than that of the other cities. The  $I_{geo}$  values for Cr and Ni indicate that the urban road dusts in all the cities are lowly contaminated by the two metals. Xi'an, Hongkong and

**Table 7**

Geo-accumulation index of heavy metals in urban soils in the cities from China.

City	Cr	Cu	Pb	Zn	Ni	Cd
Beijing	-0.23	-0.17	-0.25	-0.27	-0.37	-0.18
Changchun	—	0.53	1.51	0.34	0.60	3.35
Taicang	-0.44	-0.05	-0.53	-0.17	-0.38	-0.46
Fuyang	—	0.27	-0.10	0.28	-0.55	0.57
Guangzhou	—	0.90	0.70	0.87	-0.45	2.20
Hangzhou	-0.86	0.14	0.70	0.28	-0.68	1.98
Luoyang	-0.27	1.09	0.83	0.90	—	2.43
Nanjing	-0.04	0.31	1.06	0.32	—	—
Shanghai	-0.04	0.32	0.62	0.88	-0.41	0.98
Wenzhou	—	0.34	0.18	0.37	—	—
Changsha	0.12	0.23	0.70	0.67	—	3.60
Xiangtan	-0.24	-0.09	0.38	-0.11	—	0.89
Zhangzhou	-0.80	-0.05	0.20	-0.19	-0.76	1.15
Shenyang	—	1.74	2.65	1.91	—	3.58
Hongkong	-1.38	-0.37	0.88	0.12	-1.18	1.45
Qingdao	0.15	1.02	0.29	0.66	-0.06	0.43
Baoji	0.11	1.20	6.48	2.87	0.58	—
Jinchang	0.74	3.70	0.39	0.06	3.12	2.13
Shenzhen	—	-0.18	0.74	0.30	—	0.99
Xuzhou	-0.14	0.53	0.59	0.74	-0.05	1.68
Mean	-0.15	1.22	3.54	0.57	0.90	2.39

**Table 8**

Geo-accumulation index of heavy metals in urban road dusts in the cities from China.

City	Cr	Cu	Pb	Zn	Ni	Cd
Xi'an	0.60	1.03	1.78	1.33	—	—
Hangzhou	-0.78	1.18	1.68	1.05	-0.61	2.18
Shanghai	0.35	1.52	2.04	1.77	0.59	1.84
Shanghai1	—	1.45	1.93	1.68	0.61	—
Shanghai2	0.25	1.49	1.97	1.73	0.61	—
Guangzhou	0.04	1.93	1.49	2.11	-0.56	3.77
Baoji	—	1.29	2.35	1.86	0.19	—
Urumqi	-0.31	0.86	0.61	1.05	0.08	1.87
Hongkong	—	1.63	1.53	2.57	—	3.25
Mean	0.18	1.48	1.81	1.48	0.34	2.64

**Table 9**  
Geo-accumulation index of heavy metals in agricultural soils in the cities from China.

City	Cr	Cu	Pb	Zn	Ni	Cd	Hg	As
Zhengzhou	-0.41	—	-0.82	—	—	-0.19	-0.20	-0.92
Yangzhou	-0.17	0	-0.09	-0.13	-0.05	0.72	0.72	-0.50
Wuxi	-0.45	0.18	0.18	0.1	—	-0.04	0.50	-0.16
Guangzhou	-0.35	-0.35	0.40	0.38	—	0.65	2.01	-0.43
Taihang	-0.46	-0.47	-0.73	-0.46	-0.48	0.03	-0.20	-1.00
Gansu	-0.86	-0.22	-0.60	—	—	—	0.43	-0.41
Beijing	-0.19	-0.19	-0.75	-0.32	—	0.21	—	—
Chengdu	-0.43	0.23	0.68	0.71	—	0.91	1.16	-0.40
Hainan	-1.40	-0.11	0.21	-0.76	-0.96	0.65	—	-0.73
Jinghe	-0.73	—	-0.55	—	—	-0.04	—	-0.12
Kunshan	-0.04	0.01	-0.25	-0.05	-0.26	0.32	0.72	-0.72
Xuzhou	—	0.04	0.37	0.30	—	2.87	—	—
Mean	-0.44	-0.07	-0.04	0.06	-0.38	1.08	0.90	-0.50

Guangzhou, three developed cities show the highest  $I_{geo}$  values for Cu, Cr, Ni, Zn and Cd, while Baoji, the only one heavy industrial city shows the highest  $I_{geo}$  value for Pb.

Moreover, the mean  $I_{geo}$  values for Cr, Cu, Pb, Zn, Ni and Cd in urban road dusts of all the cities from China are 0.18, 1.48, 1.81, 1.48, 0.34 and 2.64, respectively. The data indicates that the pollution of Cr, Cu, Pb, Zn, Ni and Cd is widespread in urban road dusts in China.

#### 4.3. Contamination levels of heavy metals in agricultural soils

Table 9 shows that nearly all the  $I_{geo}$  values for Cr, Cu, Pb, Zn, Ni and As in agricultural soils of the 12 cities are lower than 0. This indicates that the agricultural soils are uncontaminated or slightly contaminated by the five metals. The  $I_{geo}$  values for Cd and Hg in agricultural soils in the cities are higher than 1. This suggests that the agricultural soils in the cities are significantly contaminated by the two metals. The highest  $I_{geo}$  values for Cd (2.87) and Hg (2.01) are found in the agricultural soils of Xuzhou and Guangzhou, respectively. In the two cities, the agricultural

soils may be considerably contaminated by Cd and Hg. The mean  $I_{geo}$  values also indicate that the pollution of Cd and Hg is widespread in agricultural soils in China. However, the agricultural soil in China is lowly contaminated by the other metals.

#### 5. Pollution sources of heavy metals

The concentrations and  $I_{geo}$  values of Cd, Cu, Pb, Zn, Cr, Ni, As and Hg in urban soils, urban road dusts and agricultural soils indicate that the contamination of the heavy metals is widespread in the environment in China. In general the sources of Cd, Cu, Pb, Zn, Cr and Ni in urban soils and urban road dusts are mainly derived from traffic emission and industrial emission, while the sources of the metals in agricultural soils may be mainly derived from mining, sewage sludge, pesticides and fertilizers. The main pollution sources of the metals are also different among the cities. The pollution sources of the heavy metals in the urban soils or urban road dusts of Shenyang, Baoji, Guangzhou, Jinchang and Changchun may be mainly derived from industrial emission and traffic emission. However, the pollution sources of the heavy metals in Beijing, Shanghai, Wenzhou, Qingdao and other cities may be mainly derived from traffic emission.

The sources of Cu, Pb, Zn and Ni in the agricultural soils of Xuzhou, Guangzhou and Wuxi may be mainly derived from industrial sources (such as electroplating plant, spring factory, band steel factory, leather factory, petrochemical complex, etc.). In Beijing and Zhengzhou, the sources of the metals in agricultural soils are mainly influenced by sewage irrigation. However, the sources of the metals in agricultural soils in the other cities may be mainly influenced by parent materials, urban effluent and vehicle exhausts. Furthermore, the sources of Cd, Hg and As in agricultural soils in China may be mainly originated from pesticides and fertilizers.

#### 6. Spatial distribution of integrated pollution index (IPI)

To further assess the contamination levels of the metals in the cities in China, an integrated pollution index (IPI) of the metals was calculated in

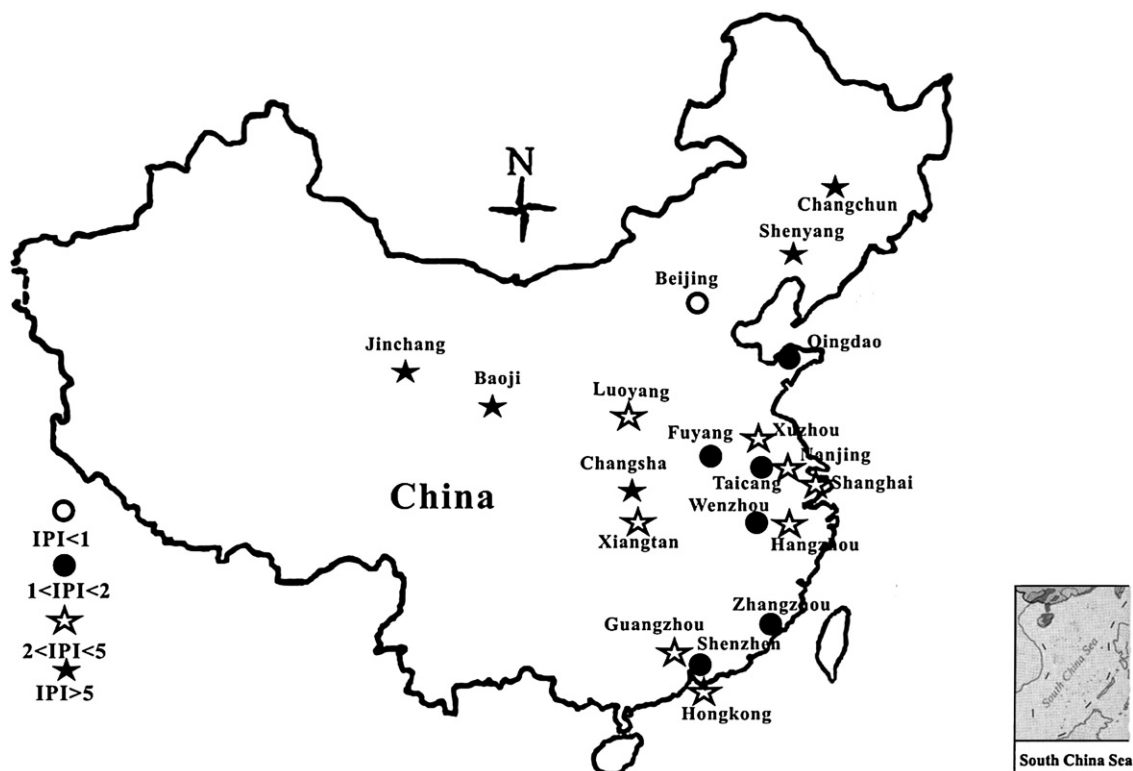


Fig. 2. Spatial distribution of the integrated pollution index (IPI) in urban soils in the cities from China.

this study. The IPI is defined as the mean value of the pollution index (PI) of an element. In this study, the PI of each element is defined as the ratio of the metal concentration in the city to the background concentration of the corresponding metal as the following formulation [56,71]:

$$PI_i = C_i / B_i \quad (2)$$

where  $C_n$  is the concentration of element in environment,  $B_n$  is the background value.

The IPI is classified as:  $IPI \leq 1$  low level of pollution;  $1 < IPI \leq 2$  moderate level of pollution;  $2 < IPI \leq 5$  high level of pollution;  $IPI > 5$  extreme high level of pollution [56,71]. In this study, the IPIs of the metals in urban soils and urban road dusts are calculated. The spatial distribution of IPIs in urban soils and urban road dusts in the cities in China are presented in Figs. 2 and 3, respectively.

Fig. 2 shows the spatial distribution of the IPIs in urban soils in the cities from China. The results show that Beijing, as not only a rapidly developing city, but also an ancient city with over 1000 years of history and more than 10 million urban residents and more than 1 million vehicle population, appears to be the least contaminated city with an IPI lower than 1. Changchun, Shenyang, Changsha, Baoji and Jinchang, the five heavy industrial cities (approximately 25% of all the cities) appear to be the highest contaminated cities with IPI higher than 5. The heavy metals in these cities are significantly influenced by industrial emission. Qingdao, Taicang, Shenzhen, Wenzhou, Fuyang and Zhangzhou, the developing cities or the moderate cities (approximately 30% of all the cities) are moderately contaminated by the metals. In these cities, the heavy metal pollutants may be mainly derived from traffic emission. Furthermore, Hongkong, Guangzhou, Hangzhou, Shanghai and Nanjing, the developed cities (approximately 40% of all the cities) with high vehicle amounts are highly contaminated by the metals. The soils in these cities may be significantly influenced by traffic sources and industrial sources. Fig. 2 also shows that more than one-half of the cities have high or extremely high heavy metal contamination levels.

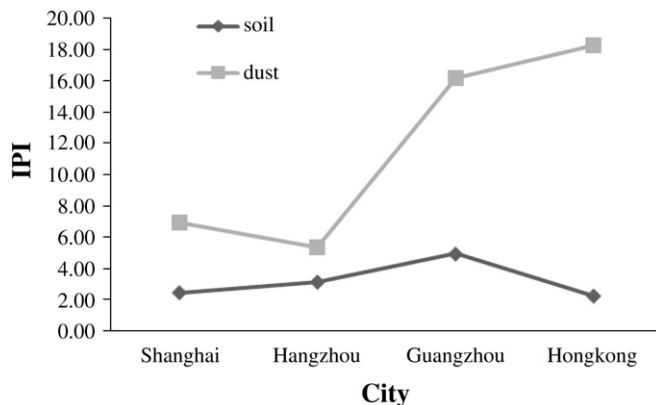


Fig. 4. The comparison of the integrated pollution index (IPI) in urban soils and urban road dusts.

This indicates that the urban soils in the cities from China have been significantly influenced by the heavy metals derived from anthropogenic activities.

The distribution of the IPIs in urban road dusts of Urumqi, Xi'an, Baoji, Shanghai, Hangzhou, Guangzhou and Hongkong are presented in Fig. 3. From Fig. 3, it can be seen that the developed cities (including Shanghai, Guangzhou, Hangzhou, Hongkong and Xi'an) and the industrial city (Baoji) appear to be extremely high pollution levels with IPI higher than 5. This suggests that the urban road dusts in these cities are significantly contaminated by the heavy metals derived from anthropogenic activities. However, the IPI of urban road dust in Urumqi—a rapidly developing city in recent years is in the ranges from 2 to 5. This indicates that the urban road dust is highly contaminated by the heavy metals.

Fig. 4 shows the comparison of the IPIs in urban soils and urban road dusts of Shanghai, Hangzhou, Guangzhou and Hongkong. It is



Fig. 3. Spatial distribution of the integrated pollution index (IPI) in urban road dusts in the cities from China.

found that, in general, the contamination levels of heavy metal in urban road dusts are higher than that in urban soils.

## 7. Conclusions

Based on the metal concentrations, nearly all the concentrations of the determined metals in urban soils, urban road dusts and agricultural soils in the cities are higher than their background values. The concentrations of Cu, Zn and Cd in urban road dusts in all the cities exceed their PTE-MPC with an exception of Cu in urban road dusts of Xi'an and Urumqi. However, nearly all the concentrations of the metals in urban soils in the cities are lower than their PTE-MPC. Moreover, the concentrations of Cd and As in agricultural soils are higher than their PTE-MPC.

The  $I_{geo}$  values suggest that the contamination of Cr, Ni, Cu, Pb, Zn and Cd is widespread in urban soils and urban road dusts in the cities. Agricultural soils are also significantly influenced by heavy metals derived from anthropogenic activities. The contamination levels of Cd and As are higher than that of the other metals.

The main pollution sources of the metals in urban soils, urban road dusts and agricultural soils are different. The sources of heavy metals in urban soils and urban road dusts are mainly derived from traffic sources and industrial sources. However, the sources of heavy metal in agricultural soils are mainly influenced by parent materials, mining, fertilization, pesticide application and so on.

According to the IPI, approximately 65% of all the cities have high or extremely high contamination levels of heavy metals in urban soils and urban road dusts. This indicates that the urban soils and urban road dusts in the cities have been significantly impacted by heavy metals derived from anthropogenic activities. Moreover, the contamination levels of the metals in urban road dusts are higher than that in urban soils.

## Acknowledgements

This work was conducted with the financial support of Support Program of the National Ministry of Science and Technology of China (Grand No.: 2007BAC03A11-07) and International Cooperation Program of the National Ministry of Science and Technology (Grand No.: 2007DFC20180). The authors thank the reviewers for their constructive comments.

## References

- [1] P. Babula, V. Adam, R. Opatrilova, J. Zehnalek, L. Havel, R. Kizek, Uncommon heavy metals, metalloids and their plant toxicity: a review, *Environmental Chemical Letter* 6 (2008) 189–213.
- [2] E. De Miguel, I. Irribarren, E. Chacón, A. Ordoñez, S. Charlesworth, Risk-based evaluation of the exposure of children to trace elements in playgrounds in Madrid (Spain), *Chemosphere* 66 (2007) 505–513.
- [3] E. De Miguel, M.J. de Grado, J.F. Llamas, A. Martín-Dorado, L.F. Mazadiego, The overlooked contribution of compost application to the trace elements load in the urban soils of Madrid (Spain), *Science of the Total Environment* 215 (1998) 113–122.
- [4] L. Ferreira-Baptista, E. De Miguel, Geochemistry and risk assessment of street dust in Luanda, Angola: a tropical urban environment, *Atmospheric Environment* 39 (2005) 4501–4512.
- [5] L. Madrid, E. Díaz-Barrientos, F. Madrid, Distribution of heavy metal contents of urban soils in parks of Seville, *Chemosphere* 49 (2002) 1301–1308.
- [6] L. Poggio, B. Viščaj, E. Hepperle, R. Schulin, F.A. Marsan, Introducing a method of human health risk evaluation for planning and soil quality management of heavy metal-polluted soils—an example from Grugliasco (Italy), *Landscape and Urban Planning* 88 (2008) 64–72.
- [7] C. Marjorie, H. Aeliona, T. Davisa, S. McDermottb, A.B. Lawsons, Metal concentrations in rural topsoil in South Carolina: potential for human health impact, *Science of the Total Environment* 402 (2008) 149–156.
- [8] H. Lim, J. Lee, H. Chon, M. Sager, Heavy metal contamination and health risk assessment in the vicinity of the abandoned Songcheon Au–Ag mine in Korea, *Journal of Geochemical Exploration* 96 (2008) 223–230.
- [9] N. Sezgin, H.K. Ozcan, G. Demir, S. Nemlioglu, C. Bayat, Determination of heavy metal concentrations in street dusts in Istanbul E-5 highway, *Environment International* 29 (2003) 979–985.
- [10] F. Ahmed, H. Ishiga, Trace metal concentrations in street dusts of Dhaka city, Bangladesh, *Atmospheric Environment* 40 (2006) 3835–3844.
- [11] W.X. Liu, L.F. Shen, J.W. Liu, Y.W. Wang, S.R. Li, Uptake of toxic heavy metals by rice (*Oryza sativa* L.) cultivated in the agricultural soils near Zhengzhou City, People's Republic of China, *Bulletin of Environmental Contamination and Toxicology* 79 (2007) 209–213.
- [12] F. Amato, M. Pandolfi, M. Viana, X. Querol, A. Alastuey, T. Moreno, Spatial and chemical patterns of PM10 in road dust deposited in urban environment, *Atmospheric Environment* 43 (2009) 1650–1659.
- [13] A.D.K. Banerjee, Heavy metal levels and solid phase speciation in street dusts of Delhi, India, *Environmental Pollution* 123 (2003) 95–105.
- [14] E. De Miguel, J.F. Llamas, E. Chacón, T. Berg, S. Larssen, O. Royset, M. Vadset, Origin and patterns of distribution of trace elements in street dust: unleaded petrol and urban lead, *Atmospheric Environment* 31 (1997) 2733–2740.
- [15] N.S. Duzgoren-Aydin, C.S.C. Wong, A. Aydin, Z. Song, M. You, X.D. Li, Heavy metal contamination and distribution in the urban environment of Guangzhou, SE China, *Environmental Geochemistry and Health* 28 (2006) 375–391.
- [16] L. Ferreira-Baptista, E. De Miguel, Geochemistry and risk assessment of street dust in Luanda, Angola: a tropical urban environment, *Atmospheric Environment* 39 (2005) 4501–4512.
- [17] Y. Han, P. Du, J. Cao, E.S. Posmentier, Multivariate analysis of heavy metal contamination in urban dusts of Xi'an, Central China, *Science of the Total Environment* 355 (2006) 176–186.
- [18] S. Kartal, Z. Aydin, S. Tokaloğlu, Fractionation of metals in street sediment samples by using the BCR sequential extraction procedure and multivariate statistical elucidation of the data, *Journal of Hazardous Materials* 132 (2006) 80–89.
- [19] X. Lu, L. Wang, K. Lei, J. Huang, Y. Zhai, Contamination assessment of copper, lead, zinc, manganese and nickel in street dust of Baoji, NW China, *Journal of Hazardous Materials* 161 (2009) 1058–1062.
- [20] O. Morton-Bermea, E. Hernández-Álvarez, G. González-Hernández, F. Romero, R. Lozano, L.E. Beramendi-Orosco, Assessment of heavy metal pollution in urban topsoils from the metropolitan area of Mexico City, *Journal of Geochemical Exploration* 101 (2009) 218–224.
- [21] A. Ordóñez, J. Loredó, E. de Miguel, S. Charlesworth, Distribution of heavy metals in the street dusts and soils of an industrial city in Northern Spain, *Archives of Environmental Contamination and Toxicology* 44 (2003) 160–170.
- [22] S. Sindern, R.F.S. Lima, J. Schwarzbauer, R.A. Petta, Anthropogenic heavy metal signatures for the fast growing urban area of Natal (NE-Brazil), *Environmental Geology* 52 (2007) 731–737.
- [23] B. Wei, F. Jiang, X. Li, S. Mu, Heavy metal induced ecological risk in the city of Urumqi, NW China, *Environmental Monitoring and Assessment* (2008), doi:10.1007/s10661-008-0655-1.
- [24] J. Zhou, D. Ma, J. Pan, W. Nie, K. Wu, Application of multivariate statistical approach to identify heavy metal sources in sediment and waters: a case study in Yangzhong, China, *Environmental Geology* 54 (2008) 373–380.
- [25] S.R. Oliva, A.J.F. Espinosa, Monitoring of heavy metals in topsoils, atmospheric particles and plant leaves to identify possible contamination sources, *Microchemical Journal* 86 (2007) 131–139.
- [26] Y. Faiz, M. Tufail, M.T. Javed, M.M. Chaudhry, Naila-Siddique, Road dust pollution of Cd, Cu, Ni, Pb and Zn along Islamabad Expressway, Pakistan, *Microchemical Journal* (2009), doi:10.1016/j.microc.2009.03.009.
- [27] B.J. Alloway, *Heavy Metals in Soils*, 2nd ed, Blackie, London, 1995.
- [28] A.G. Kachenko, B. Singh, Heavy metals contamination in vegetables grown in urban and metal smelter contaminated sites in Australia, *Water, Air & Soil Pollution* 169 (2006) 101–123.
- [29] D. Montagne, S. Cornu, H. Bourennane, D. Baize, C. Ratié, D. King, Effect of agricultural practices on trace-element distribution in soil, *Communications in Soil Science and Plant Analysis* 38 (2007) 473–491.
- [30] Y. Li, X. Gou, G. Wang, Q. Zhang, Q. Su, G. Xiao, Heavy metal contamination and source in arid agricultural soils in central Gansu Province, China, *Journal of Environmental Sciences* 20 (2008) 607–612.
- [31] P. Yang, R. Mao, H. Shao, Y. Gao, The spatial variability of heavy metal distribution in the suburban farmland of Taihang Piedmont Plain, China, *C. R. Biologies* 332 (2009) 558–566.
- [32] S. Cheng, Heavy metal pollution in China: origin, pattern and control, *Environmental Science and Pollution Research* 10 (2003) 192–198.
- [33] Y. Zheng, T. Chen, J. He, Multivariate geostatistical analysis of heavy metals in topsoils from Beijing, China, *Journal of Soils Sediments* 8 (2008) 51–58.
- [34] P. Guo, Z. Xie, J. Li, C. Kang, J. Liu, Relationships between fractionations of Pb, Cd, Cu, Zn and Ni and Soil properties in urban soils of Changchun, China, *Chinese Geographical Science* 15 (2005) 179–185.
- [35] X. Zhong, S. Zhou, Q. Zhao, Spatial characteristics and potential ecological risk of soil heavy metals contamination in the Yangtze River delta—a case study of Taicang city, Jiangsu Province, *Scienza Geographica Sinica* 27 (2007) 395–400.
- [36] X. Zhang, F. Lin, M. Wong, X. Feng, K. Wang, Identification of soil heavy metal sources from anthropogenic activities and pollution assessment of Fuyang County, China, *Environmental Monitoring and Assessment* 154 (2009) 439–449.
- [37] Y. Lu, F. Zhu, J. Chen, H. Gan, Y. Guo, Chemical fractionation of heavy metals in urban soils of Guangzhou, China, *Environmental Monitoring and Assessment* 134 (2007) 429–439.
- [38] M. Zhang, Z. Ke, Heavy metals, phosphorus and some other elements in urban soils of Hangzhou city, China, *Pedosphere* 14 (2004) 177–185.
- [39] S. Lu, S. Bai, Q. Xue, Magnetic properties as indicators of heavy metals pollution in urban topsoils: a case study from the city of Luoyang, China, *Geophysical Journal International* 171 (2007) 568–580.
- [40] Y. Lu, Z. Gong, G. Zhang, W. Burghardt, Concentrations and chemical speciations of Cu, Zn, Pb and Cr of urban soils in Nanjing, China, *Geoderma* 115 (2003) 101–111.



- [41] G. Shi, Z. Chen, S. Xu, J. Zhang, L. Wang, C. Bi, J. Teng, Potentially toxic metal contamination of urban soils and roadside dust in Shanghai, China, *Environmental Pollution* 156 (2008) 251–260.
- [42] H. Chen, J. Zhou, Y. Jin, A. Du, W. Yu, D. Yang, Concentration and chemical speciation of Cu, Zn, Pb in Wenzhou urban soils, *Journal of Soil and Water Conservation* 21 (2007) 75–78.
- [43] C. Xi, T. Dai, D. Huang, Investigation and assessment on pollution caused by soil heavy metals in Changsha city, Hunan province, *Earth and Environment* 36 (2008) 136–141.
- [44] C. Xi, T. Dai, H. Zhang, W. Liu, Investigation and assessment on pollution of soil heavy metals in Xiangtan City, *Bulletin of Soil and Water Conservation* 28 (2008) 133–137.
- [45] S. Qiao, W. Li, F. He, Y. Han, J. Tang, Characteristics and controlling factors of heavy metal contents in urban soils in Zhangzhou City Fujian Province, *Geochemica* 34 (2005) 635–642.
- [46] F. Li, Z. Fan, P. Xiao, O. Kokyo, X. Ma, W. Hou, Contamination, chemical speciation and vertical distribution of heavy metals in soils of an old and large industrial zone in Northeast China, *Environmental Geology* 57 (2009) 1815–1823.
- [47] X. Li, S. Lee, S. Wong, W. Shi, I. Thornton, The study of metal contamination in urban soils of Hongkong using a GIS-based approach, *Environmental Pollution* 129 (2004) 113–124.
- [48] D. Yao, M. Sun, F. Yang, H. Jiang, G. Li, C. Ding, Environmental geochemistry of heavy metals in urban soils of Qingdao city, China, *Geology in China* 35 (2008) 539–550.
- [49] X. Li, C. Huang, Environment impact of heavy metals on urban soils in the vicinity of industrial area of Baoji city, P.R. China, *Environmental Geology* 52 (2007) 1631–1637.
- [50] X. Liao, T. Chen, B. Wu, X. Yan, C. Nie, H. Xie, L. Zhai, X. Xiao, Mining urban soils pollution: concentrations and patterns of heavy metals in the soils of Jinchang, China, *Geographical Research* 25 (2006) 843–852.
- [51] Z. Shi, C. Wu, Y. Lu, Comparative study on soil heavy metal content of urban green ground near parks and roads in Shenzhen city, *Chinese Journal of Soil Science* 38 (2007) 133–136.
- [52] X. Wang, Y. Qin, Some characteristics of the distribution of heavy metals in urban topsoil of Xuzhou, China, *Environmental Geochemistry and Health* 29 (2007) 11–19.
- [53] M. Zhang, H. Wang, Concentrations and chemical forms of potentially toxic metals in road-deposited sediments from different zones of Hangzhou, China, *Journal of Environmental Sciences* 21 (2009) 625–631.
- [54] J. Zhang, H. Deng, Z. Chen, S. Xu, Heavy metal pollution in the urban street dust of Shanghai city, *Chinese Journal of Soil Science* 38 (2007) 727–731.
- [55] H. Li, Z. Chen, J. Wang, S. Xu, G. Shi, J. Zhang, L. Wang, Research of spatial variability of heavy metal pollution of dust in Shanghai urban area based on the GIS, *Acta Scientiae Circumstantiae* 27 (2007) 803–809.
- [56] B. Wei, F. Jiang, X. Li, S. Mu, Spatial distribution and contamination assessment of heavy metals in urban road dusts from Urumqi, NW China, *Microchemical Journal* (2009), doi:10.1016/j.microc.2009.06.001.
- [57] X. Li, C. Poon, P. Liu, Heavy metal contamination of urban soils and street dusts in HongKong, *Applied Geochemistry* 16 (2001) 1361–1368.
- [58] S. Huang, Q. Liao, M. Hua, X. Wu, K. Bi, C. Yan, B. Chen, X. Zhang, Survey of heavy metal pollution and assessment of agricultural soils in Yangzhong district, Jiangsu Province, China, *Chemosphere* 67 (2007) 2148–2155.
- [59] Y. Zhao, X. Shi, B. Huang, D. Yu, H. Wang, W. Sun, I. Oboern, K. Blomback, Spatial distribution of heavy metals in agricultural soils of an industry-based peri-urban area in Wuxi, China, *Pedosphere* 17 (2007) 44–51.
- [60] J. Li, Y. Lu, W. Yin, H. Gan, C. Zhang, X. Deng, J. Lian, Distribution of heavy metals in agricultural soils near a petrochemical complex in Guangzhou, China, *Environmental monitoring and assessment* 153 (2009) 365–375.
- [61] W. Liu, J. Zhao, Z. Ouyang, L. Sorderlund, G. Liu, Impacts of sewage irrigation on heavy metal distribution and contamination in Beijing, China, *Environment International* 31 (2005) 805–812.
- [62] C. Liu, Y. Shang, G. Yin, Primary study on heavy metals pollution in farm soil of Chengdu city, *Trace element science of Guangdong* 13 (2006) 41–45.
- [63] Z. Zhao, A.W. Rate, S. Tang, H. Bi, Characteristics of heavy metals distribution in agricultural soils of Hainan island and its environment significances, *Journal of Agro-Environment Science* 27 (2007) 0182–0187.
- [64] G. Zheng, Investigation and assessment on heavy metal pollution of farming soil in the Jinghe river basin, *Arid Zone Research* 25 (2008) 627–630.
- [65] F. Chen, L. Pu, Relationship between heavy metals and basic properties of agricultural soils in Kunshan County, *Soils* 39 (2007) 291–296.
- [66] H. Liu, B. Han, D. Hao, Evaluation to heavy metals pollution in agricultural soils in northern suburb of Xuzhou City, *Chinese Journal of Eco-Agriculture* 14 (2006) 159–161.
- [67] CEPA (Chinese Environmental Protection Administration, Elemental background values of soils in China, Environmental Science Press of China, Beijing, 1990.
- [68] CEPA (Chinese Environmental Protection Administration, Environmental Quality Standard for Soils (GB15618–1995), Beijing, 1995.
- [69] G. Muller, Index of geo-accumulation in sediments of the Rhine River, *Geojournal* 2 (1969) 108–118.
- [70] Y. Ji, Y. Feng, J. Wu, T. Zhu, Z. Bai, C. Duan, Using geo-accumulation index to study source profiles of soil dust in China, *Journal of Environmental Sciences* 20 (2008) 571–578.
- [71] T. Chen, Y. Zheng, M. Lei, Z. Huang, H. Wu, H. Chen, K. Fan, K. Yu, X. Wu, Q. Tian, Assessment of heavy metal pollution in surface soils of urban parks in Beijing, China, *Chemosphere* 60 (2005) 542–551.